



2017 TECHNOLOGY DISPUTE RESOLUTION

385 Technology Cases

2017 CLAIMS

Total Claims: **\$1,048,459,447**

Average Claim:	Median Claim:	Largest Claim:
\$2,928,658	\$94,715	\$600,000,001

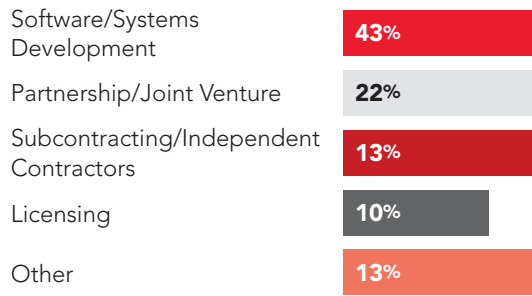
2017 COUNTERCLAIMS

Total Counterclaims: **\$72,008,965**

Average Counterclaim:	Median Counterclaim:
\$857,250	\$263,860

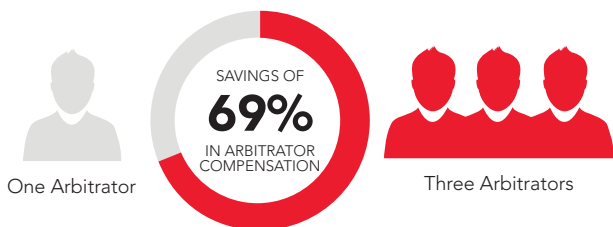
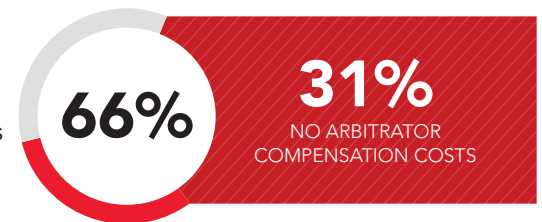
Arbitration is used by hundreds of businesses in the technology sector. Companies trust the AAA® to handle technology disputes through this private customized process decided by arbitrators expert in the intricacies of this field.

Type of Dispute/
% of Technology Cases

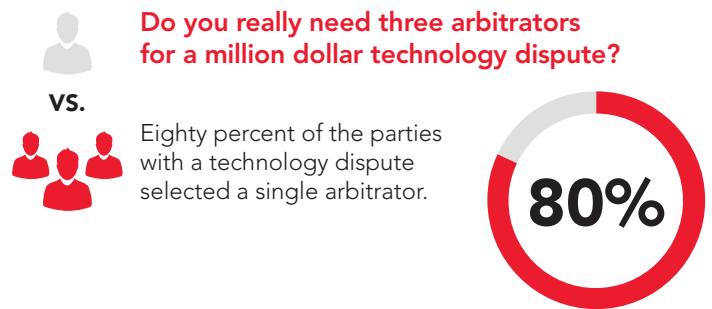


Parties Settle Prior to Award at a Rate of 66%

The AAA, cognizant of its high settlement rate, works hard to move each case fairly and efficiently, resulting in earlier and less-expensive settlements for the parties. Median arbitrator compensation on settled cases is only \$2,890 with 31% incurring no arbitrator compensation costs at all.



Parties that selected a single arbitrator instead of three reduced arbitrator compensation by 69%.



Expertise Matters

289 Technology Panelists with expertise in Judicial, Legal, Software Development, Patents, Partnership/Joint Venture and Licensing

Commitment to Diversity

28% of panel is diverse
28% of appointments involve a diverse panelist