

2024

INFOGRAPHIC B2B Dispute Resolution




AMERICAN
ARBITRATION
ASSOCIATION®



Total number of cases filed in 2024

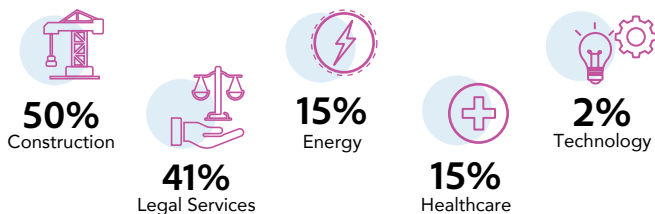
13,425



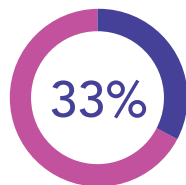
LARGEST CLAIM AMOUNTS BY INDUSTRY

Healthcare	\$2.5 billion
Sports	\$1 billion
Financial Services	\$500 million
Technology	\$319 million
Accounting	\$200 million

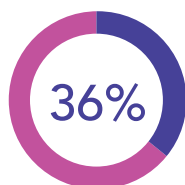
INCREASE IN CASELOAD BY INDUSTRY FROM 2023 TO 2024



COMMITMENT TO DIVERSITY IN 2024



DIVERSE PANEL



DIVERSE APPOINTMENTS

2024 TOTAL CLAIMS

\$21,287,556,025

Large Complex Case Median Claim:
\$2,900,819

Large Complex Case Average Claim:
\$11,082,437

2024 TOTAL COUNTERCLAIMS

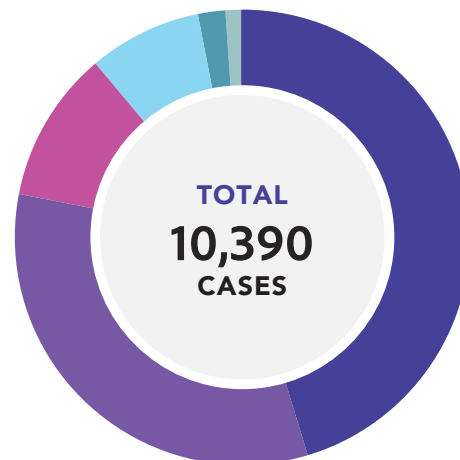
\$6,045,577,387

Large Complex Case Median Counterclaim:
\$3,218,151

Large Complex Case Average Counterclaim:
\$16,615,684

DISPOSITION BREAKDOWN

FOR CASES CLOSED IN 2024



Settled 46%
Awarded 33%
Withdrawn 11%
Administrative 8%
Consolidated 2%
Dismissed 1%



46%
of cases settled
prior to award.



38%
of settled cases
closed before incurring
arbitrator compensation.

TIME TO AWARD (IN MONTHS) *AAA gets you to award much more quickly than courts.*

FOR AWARDED CASES CLOSED IN 2024

AAA B2B Cases claims of up to \$100k



AAA B2B Cases claims of \$100k-\$999k



AAA B2B Cases with claims \$1 million and above



Time to Trial in U.S. District Court (Civil Cases)



Quickest
Median

